



**JA
WORLDWIDE
FACTBOOK
2024**



Contents

3	JA Worldwide Board of Governors
4	What We Do
6	Inspire–Prepare–Succeed
8	JA Worldwide Student Data
11	JA Africa: Regional Facts & Figures
12	JA Americas: Regional Facts & Figures
13	JA Asia Pacific: Regional Facts & Figures
14	JA Europe: Regional Facts & Figures
16	INJAZ Al-Arab/JA MENA: Regional Facts & Figures
17	Junior Achievement USA: Regional Facts & Figures
21	JA Worldwide Pass-Through Funding
22	Contact Information

JA Worldwide Board of Governors

Representing the top worldwide corporations and the brightest minds of their generation, the JA Worldwide Board of Governors shapes our global footprint, steers our strategic direction, and mentors our staff.

Karen Reddington President, FedEx Express Europe and CEO, TNT <i>Board Chair</i>	Francesco Vanni d'Archirafi Chair, Euroclear <i>Emeritus Governor</i>	Laurence Morvan Chief of Staff to CEO Europe Middle East & Africa, Accenture <i>Board Chair, JA Europe</i>	Gus Schmedlen Chief Revenue Officer, Texthelp Group <i>Learning Experience Committee Co-Chair</i>
Shiv Khemka Vice Chairman, SUN Group Chairman, The Global Education & Leadership Foundation <i>Board Co-Vice Chair</i>	Vidhya Ganesan Managing Partner, McKinsey & Co, Inc. Malaysia	Carlos Motta Director, Inversiones Bahia <i>Board Treasurer, Finance Committee Chair</i>	Steve Sear Executive Vice President, Global Sales, for Delta Air Lines
Pamela Maynard CEO, Avanade <i>Board Co-Vice Chair</i>	Arnold Evans Co-Head of Emerging Middle Market, JPMorgan Chase & Co. <i>Board Chair, Junior Achievement USA</i>	Peter Njonjo Co-Founder and CEO, Twiga Foods	Claudia Slacik Chair of the Board, SIPC (Securities Investor Protection Agency) <i>Board Secretary</i>
Asheesh Advani President & CEO, JA Worldwide	Phil Evans Managing Director, Global Provider Strategy, BlackRock <i>Development Committee Chair</i>	Charles Olumuyiwa Moyela Strategic Communications Advisor <i>Board Chair, JA Africa</i>	Sean Summers Executive Vice President Mercado Ads & Chief Marketing Officer, Mercado Libre <i>Board Chair, JA Americas</i>
Ainar D. Aijala, Jr. <i>Emeritus Governor</i>	Zabeen Hirji Public and Private Sector Strategic Advisor; Former Chief Human Resources Officer, RBC	Stephen O'Hearn Former Partner, PricewaterhouseCoopers Gmbh WPG <i>Audit Committee Chair</i>	Sheikha Hanadi Bint Nasser Bin Khaled Al Thani Vice Chairman, NBK Holdings <i>Board Chair, INJAZ Al-Arab</i>
Mayu Avila Corporate Sustainability Regional Head (retired), HSBC Latin America <i>People Development Committee Chair</i>	Fahd Jamaledidine Co-Founder & Head of Transformation, Nafda Lebanon	David Oskandy Deputy General Counsel International, M&A, and Stretegic Initiatives, CDW	Bhakti Vithalani Founder & CEO, BigSpring <i>Learning Experience Committee Co-Chair</i>
Maliz Beams <i>Emeritus Governor</i>	Brad S. Karp Chairman, Paul, Weiss, Rifkind, Wharton & Garrison, LLP	Anthony Perdichizzi Founder & President, Isola Catania Social Enterprise	Rebecca Winthrop Senior Fellow and Co-Director, Center for Universal Education, The Brookings Institute
Partha Bose Global CXO Advisor <i>Marketing Committee Chair</i>	Vivian Lau Vice Chair and Group CEO, Pacific Air Holdings Limited	Jay Persaud EY Global Leader, Emerging Technology Ecosystem	
Michael Bray <i>Emeritus Governor</i>	Fiona Macaulay Founder-CEO WILD; Professor at Georgetown University McDonough School of Business; Inc.com Columnist	Jonas Prising Chairman & CEO, ManpowerGroup	
Jim Carroll Senior Vice President, Global Government Relations, Honeywell International		P G Raghuraman Managing Director, Chief Risk Officer for Growth Markets, Accenture <i>Board Chair, JA Asia Pacific</i>	

What We Do

Our students tackle the toughest challenges in their communities.

As one of the world’s largest and most-impactful youth-serving NGOs, JA delivers hands on, immersive learning in work readiness, financial health, entrepreneurship, sustainability, STEM, economics, and more. Reaching more than 19 million young people each year, JA Worldwide is one of few organizations with the scale, experience, and passion to build a brighter future for the next generation of innovators, entrepreneurs, and leaders.

But the impact of our real-world training goes beyond individual students. For over 100 years, JA has operated all over the world, including areas of political instability, violence, and war, and the unemployment, poverty, and hopelessness that stem from such conditions. By helping youth develop the employment and entrepreneurial tools to find meaningful work and start sustainable companies, JA serves as conduit for peace and prosperity. Through JA, young people are equipped with the mindset and skillset to build thriving communities.

Building the skills that employers seek and that entrepreneurs need.

The global pandemic created an opportunity for new digital learning experiences to emerge faster than ever. At the same time, automation, globalization, and working from home require new skills, just as the largest generation in history is entering the workforce.

JA’s skill-building programs—for students as young as 5 and as old as 25—are more important than ever before in our century of innovation and achievement.

Under the mentorship of more than 425,000 volunteers from all sectors of society, plus over 300,000 teachers and educators, JA students benefit from real-world work experience and know-how, transforming their knowledge, skills, attitudes, and aspirations as they build toward successful careers, prepare for the risks and rewards of entrepreneurship, and learn to thrive financially.

We equip young people from every corner of the world with the employment and entrepreneurship skills they need right now—and in the future. By building a wide range of skills and nurturing self-belief, JA prepares young people for the future of work, teaches them how to think entrepreneurially, and ensures they have the tools to be financially capable adults.

Impact around the world.

In over 100 countries, our passionate staff has unparalleled access to schools, creating an ecosystem of hands-on programs driven by volunteers, teachers, policymakers, and the private sector. In addition to maintaining deep relationships with our funders, we’re forging partnerships with high-tech start-ups, universities, and like-minded NGOs, giving even more students the opportunity to benefit from JA’s learning experiences.

Our 150+ million living alumni are a testament to JA’s lifelong impact, serving as a global force for good. Many start businesses that serve a social need, solve a local problem, or inspire others to reach their potential. Others donate time and money to their communities. Still others give back to the next generation of young people by volunteering and mentoring.

A modern NGO with 100+ years of experience.

At JA, we’re laying the groundwork to serve exponentially more students by supporting innovation throughout our network, making investments in technology and human capital, and executing partnerships with select organizations that benefit from our unparalleled access to schools and students. An investment in JA is an investment in the



Entrepreneurship: Cultivating an Entrepreneurial Mindset

Through JA’s real-world entrepreneurship programs—the longest-running in the world—students work as a team to develop an innovative product or service, finance their startup business, creatively market their product, deliver finished products, and launch their careers as entrepreneurs or intrapreneurs.



Work Readiness: Preparing Youth for the Future of Jobs

JA’s volunteer-led work-readiness experiences teach critical work skills that prepare young people for college, trade school, or the workforce. Whether job shadowing skilled mentors, testing their skills through digital experiences, or developing solutions during business challenges, JA students are prepared for the jobs of the future.



Financial Health: Developing Financial Capability

JA’s hands-on, role-playing financial-health experiences expose young people to smart saving and investing, thoughtful spending and credit, the role of taxes, the value of employment and community involvement, and the opportunities of global trade. We prepare young people for lifelong financial health.

Inspire-Prepare-Succeed

To expand our understanding of JA’s impact in what is now a profoundly digital educational environment, our organization began tracking a wider range of JA student engagement with more segmentation of learning experiences.

Introduced last year, this methodology, known as “Inspire-Prepare-Succeed,” enables a more transparent view of the diversity of our student learning experiences and a greater focus on outcomes and impact.

Inspire

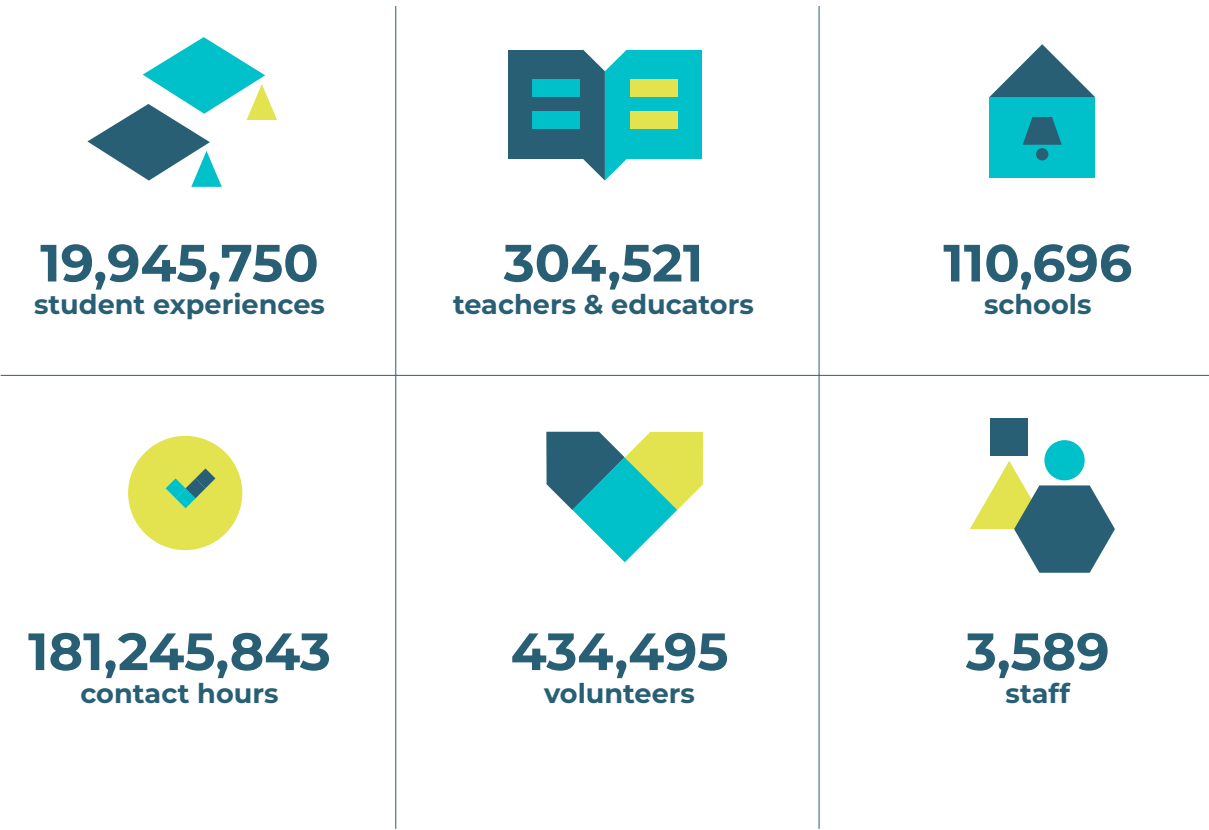
These introductory learning experiences are designed to inspire youth, develop an interest, and spark the desire for further engagement. Inspire experiences are lighter, diverse, and highly digital; interactions are volunteer-led, educator-led, or self-service, with the learner identified through a system report or analytics.

Prepare

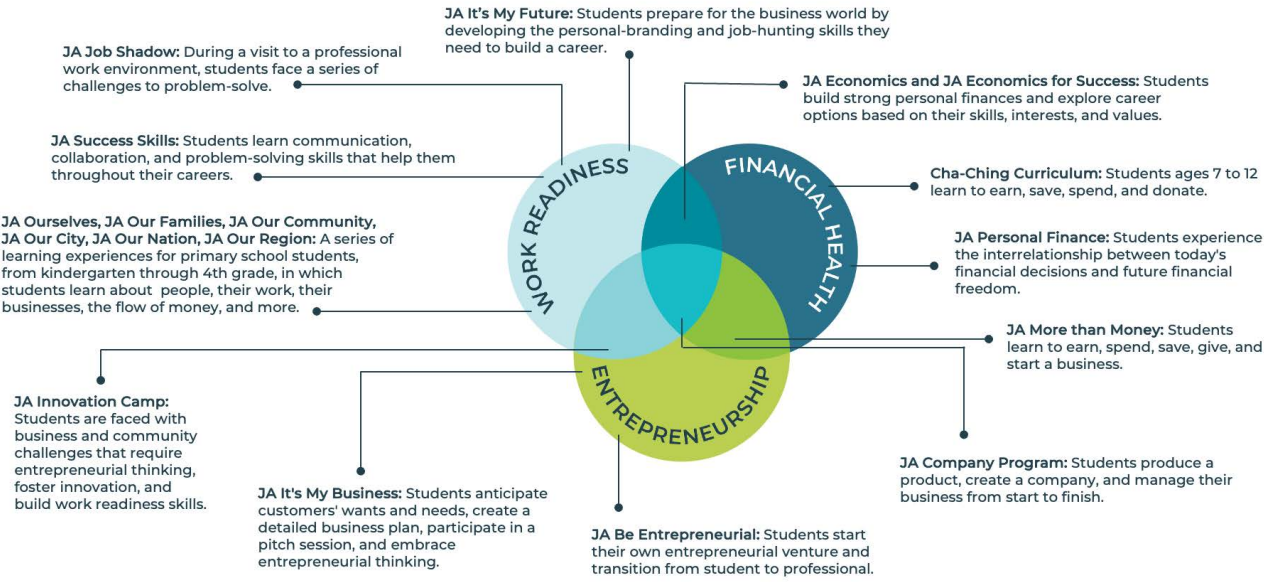
“Prepare” experiences, a sample of which is shown in the tables on the following page, are core learning experiences that build skills, attitudes, and competencies that can be validated through assessments.

Succeed

“Succeed” learning experiences are built on other JA experiences, such as a learning badge, credential, internship or apprenticeship, and milestones in employment or entrepreneurship. These applied learning experiences demonstrate mastery of competencies in real-world situations.



JA’s Top “Prepare” Learning Experiences



Top Three in the Africa Region

PROGRAMS	TOTAL EXPERIENCES
Cha-Ching Program	89,117
JA It's My Business!	77,598
JA Our Nation	65,944

Top Three in the Americas Region

PROGRAMS	TOTAL EXPERIENCES
JA Economics for Success	75,988
JA Company Program	54,356
JA Economics	50,720

Top Three in the Asia Pacific Region

PROGRAMS	TOTAL EXPERIENCES
Cha-Ching Program	601,190
JA Our City	93,293
JA Company Program	68,344

Top Three in the Europe Region

PROGRAMS	TOTAL EXPERIENCES
JA Company Program	294,942
JA Our Community	131,193
JA Innovation Camp	107,417

Top Three in the MENA Region

PROGRAMS	TOTAL EXPERIENCES
JA Innovation Camp	34,984
JA Our Families	32,012
Maharat min Google	30,951

Top Three in the USA Region

PROGRAMS	TOTAL EXPERIENCES
JA Biztown	438,327
JA Finance Park	277,507
JA Our Community	240,850

JA Worldwide Student Data

By Region

Alphabetically Listed	Student Experiences			Contact Hours	Staff	Volunteers	Teachers	Schools
	Inspire	Prepare	Succeed					
Africa	798,245	480,972	18,389	7,579,932	102	4,005	2,684	2,204
Americas	896,754	1,241,631	76,799	23,849,069	404	27,708	18,901	15,747
Asia Pacific	1,194,922	2,720,049	119,409	38,926,159	189	17,830	41,366	22,988
Europe	3,428,514	2,848,093	241,122	76,671,417	1,026	87,954	95,581	47,032
MENA	570,053	631,915	47,324	4,948,339	162	10,830	11,439	3,006
USA	1,312,761	3,192,408	126,389	29,270,929	1,706	286,168	134,550	19,719

By Location

Alphabetically Listed	Student Experiences	Contact Hours	Volunteers	Teachers	Schools
Albania	370,425	4,888,082	362	14,106	2,609
Algeria	21,708	342,903	159	-	75
Argentina	187,421	1,488,521	1,335	4,024	1,730
Armenia	16,786	804,984	214	632	4,320
Austria	15,836	265,427	666	536	190
Azerbaijan	4,717	10,360	14	-	212
Bahamas	4,524	100,273	392	61	68
Bahrain	157,358	473,193	4,280	2,619	256
Belgium Flemish	92,250	1,976,370	2,328	3,545	1,974
Belgium French	39,215	888,024	1,085	1,267	498
Brazil	738,480	4,161,578	10,295	-	1,511
Bulgaria	305,097	5,699,951	754	3,222	1,982
Canada	445,560	1,631,522	6,795	8,702	4,575
Cayman Islands	136	5,749	68	-	12
Chile	10,541	72,926	222	154	56
China	236,799	969,392	4,431	4,421	497
Colombia	19,672	136,209	226	36	100
Costa Rica	82,066	529,667	2,359	1,474	341
Côte D'Ivoire	15,080	1,002,230	257	264	106
Curacao	1,047	12,524	84	17	7
Cyprus	32,351	92,526	204	216	517
Czech Republic	81,062	180,638	558	849	561
Denmark	47,811	1,087,384	285	1,120	2,407
Dominica	711	-	-	-	12
Dominican Republic	12,592	35,298	28	105	70
Ecuador	14,237	122,764	196	53	66
Egypt	58,942	126,430	287	69	75
El Salvador	66,028	514,091	101	10	191
Estonia	24,505	663,994	2,948	983	385
Eswatini	47,174	1,375,842	370	282	80
Finland	571,270	2,435,701	1,421	-	2,220
France	42,810	1,514,665	1,041	1,581	1,654

Alphabetically Listed	Student Experiences	Contact Hours	Volunteers	Teachers	Schools
Georgia	45,968	619,576	136	504	305
Germany	236,401	676,861	641	2,584	571
Chana	18,745	281,574	108	274	208
Greece	43,166	543,143	416	1,705	742
Guam	3,358	305,541	71	34	11
Guatemala	109,197	626,121	641	1,522	2,943
Honduras	36,446	305,235	568	143	57
Hong Kong	80,397	247,622	1,664	517	235
Hungary	60,867	189,743	83	59	1,343
Iceland	2,274	41,470	78	60	16
India	1,604,374	25,875,584	465	4,304	2,900
Indonesia	441,902	978,400	1,306	10,338	2,974
Ireland	69,892	301,509	3,067	1,349	564
Isle of Man	8,979	25,869	318	174	38
Israel	17,513	289,058	753	940	55
Italy	452,477	2,377,709	1,272	2,633	468
Jamaica	16,587	356,076	351	589	254
Japan	47,918	642,936	3,737	1,062	729
Kuwait	49,952	137,815	1,120	536	112
Latvia	288,652	5,653,356	14,038	4,253	358
Lebanon	13,774	47,203	119	769	33
Lithuania	135,555	2,757,328	1,294	2,002	486
Luxembourg	19,399	244,506	730	-	295
Macedonia	12,630	77,289	47	109	45
Malaysia	44,585	289,635	291	912	752
Malta	6,368	50,146	215	181	81
Mauritius	10,255	84,942	73	47	101
México	165,082	1,226,705	2,036	1,422	1,493
Moldova	39,564	1,249,514	851	1,332	892
Montenegro	20,042	237,675	125	55	1
Morocco	252,612	2,174,280	909	3,897	894
Netherlands	24,231	574,586	479	680	264
Nigeria	168,381	461,577	505	67	849
Norway	298,773	5,064,670	8,264	13,459	1,605
Oman	46,207	295,290	1,023	464	579
Palestine	52,794	177,052	821	193	148
Panama	14,918	53,999	500	0	54
Paraguay	173,285	11,815,398	41	139	752
Peru	65,791	533,619	421	167	1,097
Philippines	1,069,101	5,167,163	1,186	13,319	9,129
Poland	248,953	8,339,916	15,727	4,097	2,737
Portugal	50,219	456,278	1,846	-	526
Qatar	99,899	500,018	48	2,030	242
Republic of Korea	102,867	1,019,046	1,371	731	1,093

ALPHABETICALLY LISTED	STUDENT EXPERIENCES	CONTACT HOURS	VOLUNTEERS	TEACHERS	SCHOOLS
Romania	451,973	6,792,031	806	13,676	2,658
Saudi Arabia	66,080	258,863	392	495	304
Serbia	69,332	895,716	827	1,099	477
Singapore	24,220	101,699	2,143	-	115
Slovakia	61,110	1,986,071	593	1,516	374
Slovenia	9,452	71,971	181	203	38
South Africa	33,992	348,810	165	171	106
Spain	87,309	609,824	2,716	2,990	871
St. Kitts and Nevis	412	3,544	-	-	29
Sweden	413,040	9,011,271	15,375	4,209	5,699
Switzerland	59,419	367,002	1,245	793	411
Thailand	136,439	749,886	177	101	2,912
Tunisia	56,655	264,484	608	324	209
Turkey	106,063	1,409,273	953	2,640	1,448
Turkmenistan	32,106	1,160,688	714	650	601
Uganda	23,868	639,487	446	213	-
Ukraine	48,509	317,849	694	922	341
United Arab Emirates	41,430	78,615	893	31	62
United Kingdom	973,614	4,908,268	2,318	3,300	4,006
Uruguay	42,492	63,010	707	280	301
USA 3DE	13,863	-	2,643	172	-
USA Areas	4,427,734	29,270,929	283,525	134,378	19,719
Venezuela	7,046	37,884	342	3	28
Vietnam	196,813	1,408,208	260	4,977	828
Yemen	19,432	70,600	123	12	17
Zambia	61,504	1,005,120	1,366	1,366	360
Zimbabwe	204,244	-	225	-	394
Total	18,202,711	178,813,348	433,957	304,521	110,696

JA Africa

Regional Facts and Figures

MEMBER COUNTRIES/AREAS

Côte D'Ivoire	Mauritius	Uganda
Eswatini	Nigeria	Zambia
Ghana	South Africa	Zimbabwe

DATA AT A GLANCE

Student Experiences: 1,297,606	Number of Staff: 102	Teachers: 2,684
Contact Hours: 7,579,932	Volunteers: 4,005	Schools: 2,204

JA Africa Regional Student Data

ALPHABETICALLY LISTED	STUDENT EXPERIENCES	CONTACT HOURS	VOLUNTEERS	TEACHERS	SCHOOLS
Côte D'Ivoire	15,080	1,002,230	257	264	106
Eswatini	47,174	1,375,842	370	282	80
Ghana	18,745	281,574	108	274	208
Mauritius	10,255	84,942	73	47	101
Nigeria	168,381	461,577	505	67	849
ROC—Africa	714,363	2,380,350	490	-	-
South Africa	33,992	348,810	165	171	106
Uganda	23,868	639,487	446	213	-
Zambia	61,504	1,005,120	1,366	1,366	360
Zimbabwe	204,244	-	225	-	394
Total	1,297,606	7,579,932	4,005	2,684	2,204

JA Americas

Regional Facts and Figures

MEMBER COUNTRIES/AREAS

Argentina	Costa Rica	Honduras	St. Kitts and Nevis
Bahamas	Curaçao	Jamaica	St. Lucia
Brazil	Dominica	México	Turks & Caicos
Canada	Dominican Republic	Panama	Uruguay
Cayman Islands	Ecuador	Paraguay	US Virgin Islands
Chile	El Salvador	Peru	Venezuela
Colombia	Guatemala	Puerto Rico	

DATA AT A GLANCE

Student Experiences: 2,215,184	Number of Staff: 404	Teachers: 18,901
Contact Hours: 23,849,069	Volunteers: 27,708	Schools: 15,747

JA Americas Regional Student Data

ALPHABETICALLY LISTED	STUDENT EXPERIENCES	CONTACT HOURS	VOLUNTEERS	TEACHERS	SCHOOLS
Argentina	187,421	1,488,521	1,335	4,024	1,730
Bahamas	4,524	100,273	392	61	68
Brazil	738,480	4,161,578	10,295	-	1,511
Canada	445,560	1,631,522	6,795	8,702	4,575
Cayman Islands	136	5,749	68	-	12
Chile	10,541	72,926	222	154	56
Colombia	19,672	136,209	226	36	100
Costa Rica	82,066	529,667	2,359	1,474	341
Curaçao	1,047	12,524	84	17	7
Dominica	711	-	-	-	12
Dominican Republic	12,592	35,298	28	105	70
Ecuador	14,237	122,764	196	53	66
El Salvador	66,028	514,091	101	10	191
Guatemala	109,197	626,121	641	1,522	2,943
Honduras	36,446	305,235	568	143	57
Jamaica	16,587	356,076	351	589	254
México	165,082	1,226,705	2,036	1,422	1,493
Panama	14,918	53,999	500	0	54
Paraguay	173,285	11,815,398	41	139	752
Peru	65,791	533,619	421	167	1,097
ROC—Americas	916	16,358	-	-	-
St. Kitts and Nevis	412	3,544	-	-	29
Uruguay	42,492	63,010	707	280	301
Venezuela	7,046	37,884	342	3	28
Total	2,215,184	23,849,069	27,708	18,901	15,747

JA Asia Pacific

Regional Facts and Figures

MEMBER COUNTRIES/AREAS

Azerbaijan	India	Pakistan	Thailand
China	Indonesia	Philippines	Turkmenistan
Guam	Japan	Republic of Korea	Vietnam
Hong Kong SAR–China	Malaysia	Singapore	

DATA AT A GLANCE

Student Experiences: 4,034,380	Number of Staff: 189	Teachers: 41,366
Contact Hours: 38,926,159	Volunteers: 17,830	Schools: 22,988

JA Asia Pacific Regional Student Data

ALPHABETICALLY LISTED	STUDENT EXPERIENCES	CONTACT HOURS	VOLUNTEERS	TEACHERS	SCHOOLS
Azerbaijan	4,717	10,360	14	-	212
China	236,799	969,392	4,431	4,421	497
Guam	3,358	305,541	71	34	11
Hong Kong–SAR	80,397	247,622	1,664	517	235
India	1,604,374	25,875,584	465	4,304	2,900
Indonesia	441,902	978,400	1,306	10,338	2,974
Japan	47,918	642,936	3,737	1,062	729
Malaysia	44,585	289,635	291	912	752
Philippines	1,069,101	5,167,163	1,186	13,319	9,129
Republic of Korea	102,867	1,019,046	1,371	731	1,093
ROC—Asia Pacific	8,785	-	-	-	-
Singapore	24,220	101,699	2,143	-	115
Thailand	136,439	749,886	177	101	2,912
Turkmenistan	32,106	1,160,688	714	650	601
Vietnam	196,813	1,408,208	260	4,977	828
Total	4,034,380	38,926,159	17,830	41,366	22,988

JA Europe

Regional Facts and Figures

MEMBER COUNTRIES/AREAS

Albania	Czech Republic	Greece	Latvia	Netherlands	Slovenia
Armenia	Denmark	Hungary	Lithuania	Norway	Spain
Austria	Estonia	Iceland	Luxembourg	Poland	Sweden
Belgium–Flemish	Finland	Ireland	Macedonia	Portugal	Switzerland
Belgium–French	France	Isle of Man	Malta	Romania	Türkiye
Bulgaria	Georgia	Israel	Moldova	Serbia	Ukraine
Cyprus	Germany	Italy	Montenegro	Slovakia	United Kingdom

DATA AT A GLANCE

Student Experiences: 6,517,729	Number of Staff: 1,026	Teachers: 95,581
Contact Hours: 76,671,417	Volunteers: 87,954	Schools: 47,032

JA Europe Regional Student Data

ALPHABETICALLY LISTED	STUDENT EXPERIENCES	CONTACT HOURS	VOLUNTEERS	TEACHERS	SCHOOLS
Albania	370,425	4,888,082	362	14,106	2,609
Armenia	16,786	804,984	214	632	4,320
Austria	15,836	265,427	666	536	190
Belgium Flemish	92,250	1,976,370	2,328	3,545	1,974
Belgium French	39,215	888,024	1,085	1,267	498
Bulgaria	305,097	5,699,951	754	3,222	1,982
Cyprus	32,351	92,526	204	216	517
Czech Republic	81,062	180,638	558	849	561
Denmark	47,811	1,087,384	285	1,120	2,407
Estonia	24,505	663,994	2,948	983	385
Finland	571,270	2,435,701	1,421	-	2,220
France	42,810	1,514,665	1,041	1,581	1,654
Georgia	45,968	619,576	136	504	305
Germany	236,401	676,861	641	2,584	571
Greece	43,166	543,143	416	1,705	742
Hungary	60,867	189,743	83	59	1,343
Iceland	2,274	41,470	78	60	16
Ireland	69,892	301,509	3,067	1,349	564
Isle of Man	8,979	25,869	318	174	38
Israel	17,513	289,058	753	940	55
Italy	452,477	2,377,709	1,272	2,633	468

JA Europe Regional Student Data, continued

ALPHABETICALLY LISTED	STUDENT EXPERIENCES	CONTACT HOURS	VOLUNTEERS	TEACHERS	SCHOOLS
Latvia	288,652	5,653,356	14,038	4,253	358
Lithuania	135,555	2,757,328	1,294	2,002	486
Luxembourg	19,399	244,506	730	-	295
Macedonia	12,630	77,289	47	109	45
Malta	6,368	50,146	215	181	81
Moldova	39,564	1,249,514	851	1,332	892
Montenegro	20,042	237,675	125	55	1
Netherlands	24,231	574,586	479	680	264
Norway	298,773	5,064,670	8,264	13,459	1,605
Poland	248,953	8,339,916	15,727	4,097	2,737
Portugal	50,219	456,278	1,846	-	526
ROC—Europe	516,566	34,194	-	-	-
Romania	451,973	6,792,031	806	13,676	2,658
Serbia	69,332	895,716	827	1,099	477
Slovakia	61,110	1,986,071	593	1,516	374
Slovenia	9,452	71,971	181	203	38
Spain	87,309	609,824	2,716	2,990	871
Sweden	413,040	9,011,271	15,375	4,209	5,699
Switzerland	59,419	367,002	1,245	793	411
Türkiye	106,063	1,409,273	953	2,640	1,448
Ukraine	48,509	317,849	694	922	341
United Kingdom	973,614	4,908,268	2,318	3,300	4,006
Total	6,517,729	76,671,417	87,954	95,581	47,032

INJAZ Al-Arab/JA MENA

Regional Facts and Figures

MEMBER COUNTRIES/AREAS

Algeria	Lebanon	Palestine	Tunisia
Bahrain	Morocco	Qatar	United Arab Emirates
Egypt	Oman	Saudi Arabia	Yemen
Kuwait			

DATA AT A GLANCE

Student Experiences: 1,249,292	Number of Staff: 162	Teachers: 11,439
Contact Hours: 4,948,339	Volunteers: 10,830	Schools: 3,006

INJAZ Al-Arab JA MENA Regional Student Data

ALPHABETICALLY LISTED	STUDENT EXPERIENCES	CONTACT HOURS	VOLUNTEERS	TEACHERS	SCHOOLS
Algeria	21,708	342,903	159	-	75
Bahrain	157,358	473,193	4,280	2,619	256
Egypt	58,942	126,430	287	69	75
Kuwait	49,952	137,815	1,120	536	112
Lebanon	13,774	47,203	119	769	33
Morocco	252,612	2,174,280	909	3,897	894
Oman	46,207	295,290	1,023	464	579
Palestine	52,794	177,052	821	193	148
Qatar	99,899	500,018	48	2,030	242
ROC – MENA	312,448	1,594	48	-	-
Saudi Arabia	66,080	258,863	392	495	304
Tunisia	56,655	264,484	608	324	209
United Arab Emirates	41,430	78,615	893	31	62
Yemen	19,432	70,600	123	12	17
Total	1,249,292	4,948,339	10,830	11,439	3,006

Junior Achievement USA

Regional Facts and Figures

LOCAL AREAS

Akron/Canton, OH	Dallas, TX	Kingsport, TN	Oklahoma	Springfield, MA
Alabama	Delaware	Knoxville, TN	Omaha, NE	Springfield, OH
Alaska	Des Moines, IA	Las Vegas, NV	Oregon	St. Louis, MO
Albany, NY	Detroit, MI	Lexington, KY	Orlando, FL	St. Paul, MN
Arizona	Eastern Iowa	Lincoln, NE	Owensboro, KY	Tampa Bay, FL
Arkansas	El Paso, TX	Los Angeles, CA	Peoria, IL	Toledo, OH
Baltimore, MD	Evansville, IN	Louisville, KY	Philadelphia, PA	Utah
Baton Rouge, LA	Fort Lauderdale, FL	Maine	Pittsburgh, PA	Warren, OH
Boston, MA	Fort Wayne, IN	Memphis, TN	Raleigh, NC	Washington
Bowling Green, KY	Fort Worth, TX	Miami, FL	Reno, NV	Washington, DC
Brazoria County, TX	Georgia	Middletown, OH	Rhode Island	West Palm Beach, FL
Bridgeport, CT	Grand Rapids, MI	Midland, MI	Richmond, VA	Wisconsin
Buffalo, NY	Greensboro, NC	Moline, IL	Roanoke, VA	York, PA
Charlotte, NC	Greenwood Village, CO	Naples, FL	Rochester, NY	
Chattanooga, TN	Hartford, CT	Nashville, TN	Sacramento, CA	
Chicago, IL	Hawaii	New Bedford, MA	Salisbury, MD	
Cincinnati, OH	Houston, TX	New Jersey	San Antonio, TX	
Cleveland, OH	Indianapolis, IN	New Mexico	San Diego, CA	
Cleveland, TN	Jackson, MI	New Orleans, LA	Scranton, PA	
Cocoa Beach, FL	Jacksonville, FL	New York, NY	Shreveport, LA	
Colorado Springs, CO	Kansas	Norfolk, VA	South Carolina	
Columbus, OH	Kansas City, MO	Northern California	South Dakota	

DATA AT A GLANCE

Student Experiences: 4,441,554	Number of Staff: 1,706	Teachers: 134,550
Contact Hours: 33,481,571	Volunteers: 174,718	Schools: 17,575

Junior Achievement USA Regional Student Data

ALPHABETICALLY LISTED	STUDENT EXPERIENCES	CONTACT HOURS	VOLUNTEERS	SCHOOLS
Akron/Canton, OH	27,407	205,684	498	140
Alabama	31,104	130,974	1,168	119
Alaska	14,752	91,258	233	90
Albany, NY	13,131	56,597	412	69
Arizona	189,332	960,221	6,312	413
Arkansas	29,886	70,273	435	59
Baltimore, MD	31,354	384,399	2,358	234
Baton Rouge, LA	37,416	152,274	894	120
Boston, MA	7,943	154,712	636	46
Bowling Green, KY	5,421	21,737	140	41
Brazoria County, TX	3,738	14,984	106	20

Junior Achievement USA Regional Student Data, continued

ALPHABETICALLY LISTED	STUDENT EXPERIENCES	CONTACT HOURS	VOLUNTEERS	SCHOOLS
Bridgeport, CT	13,694	65,985	620	54
Buffalo, NY	10,905	56,256	366	86
Charlotte, NC	31,284	322,844	1,424	194
Chattanooga, TN	8,589	38,318	394	32
Chicago, IL	363,802	908,625	3,694	660
Cincinnati, OH	46,908	167,471	424	174
Cleveland, OH	17,965	50,429	494	96
Cleveland, TN	6,102	64,815	170	28
Cocoa Beach, FL	18,954	91,896	453	38
Colorado Springs, CO	19,938	97,369	817	117
Columbus, OH	37,204	316,055	2,306	218
Dallas, TX	119,664	513,007	3,010	267
Delaware	24,861	407,899	1,222	114
Des Moines, IA	38,555	441,062	2,916	188
Detroit, MI	29,583	171,135	745	164
Eastern Iowa	41,065	202,289	1,394	163
El Paso, TX	9,226	37,926	342	48
Evansville, IN	21,034	104,139	466	132
Fort Lauderdale, FL	83,953	1,004,415	5,051	272
Fort Wayne, IN	183,870	1,670,277	7,631	491
Fort Worth, TX	54,924	566,402	1,112	199
Georgia	112,569	3,470,214	10,594	258
Grand Rapids, MI	47,582	269,738	1,491	290
Greensboro, NC	16,224	41,480	493	66
Greenwood Village, CO	70,987	445,225	2,376	449
Hartford, CT	34,946	116,886	1,878	171
Hawaii	7,165	35,491	188	52
Houston, TX	102,273	1,266,027	4,446	415
Indianapolis, IN	60,621	430,567	3,800	237
Jackson, MI	8,163	48,983	74	31
Jacksonville, FL	28,190	71,765	1,100	73
Kansas	20,318	101,534	572	94
Kansas City, MO	14,797	331,037	2,260	185
Kingsport, TN	829	984	33	55
Knoxville, TN	36,310	267,917	320	179
Las Vegas, NV	20,723	159,408	319	79
Lexington, KY	26,345	139,404	512	125
Lincoln, NE	26,969	123,025	526	137
Los Angeles, CA	67,179	330,879	1,646	179
Louisville, KY	54,335	487,527	3,132	272

Junior Achievement USA Regional Student Data, continued

ALPHABETICALLY LISTED	STUDENT EXPERIENCES	CONTACT HOURS	VOLUNTEERS	SCHOOLS
Maine	13,350	61,621	678	176
Memphis, TN	44,625	212,105	1,584	148
Miami, FL	37,879	320,970	353	147
Middletown, OH	3,870	19,522	34	9
Midland, MI	9,558	60,478	209	62
Moline, IL	52,771	292,385	2,401	235
Naples, FL	27,285	185,918	122	71
Nashville, TN	32,317	506,417	3,138	211
New Bedford, MA	2,255	12,154	103	24
New Jersey	100,467	450,694	3,238	310
New Mexico	11,004	39,551	317	89
New Orleans, LA	37,129	221,844	709	144
New York, NY	88,134	467,096	5,729	312
Norfolk, VA	16,832	69,638	283	53
Northern California	51,013	169,276	1,012	163
Oklahoma	59,367	860,391	4,037	270
Omaha, NE	4,603	22,223	162	25
Oregon	31,180	356,763	4,380	305
Orlando, FL	54,151	655,368	558	164
Owensboro, KY	20,632	104,541	318	99
Peoria, IL	15,691	69,617	254	120
Philadelphia, PA	27,757	111,495	761	203
Pittsburgh, PA	66,166	295,083	2,762	217
Raleigh, NC	12,504	32,822	343	74
Reno, NV	10,067	30,565	36	30
Rhode Island	10,586	64,681	484	62
Richmond, VA	28,010	215,688	861	95
Roanoke, VA	2,829	13,808	83	32
ROC—USA	189,961	-	76	-
Rochester, NY	16,619	167,331	368	96
Sacramento, CA	5,286	16,195	141	26
Salisbury, MD	10,654	120,563	41	57
San Antonio, TX	76,799	389,410	2,325	342
San Diego, CA	32,265	559,843	4,252	326
Scranton, PA	8,123	30,500	40	49
Shreveport, LA	9,491	56,672	503	46
South Carolina	39,263	126,624	304	176
South Dakota	55,437	213,009	2,156	201
Springfield, MA	8,530	38,985	279	38
Springfield, OH	15,001	29,003	94	44

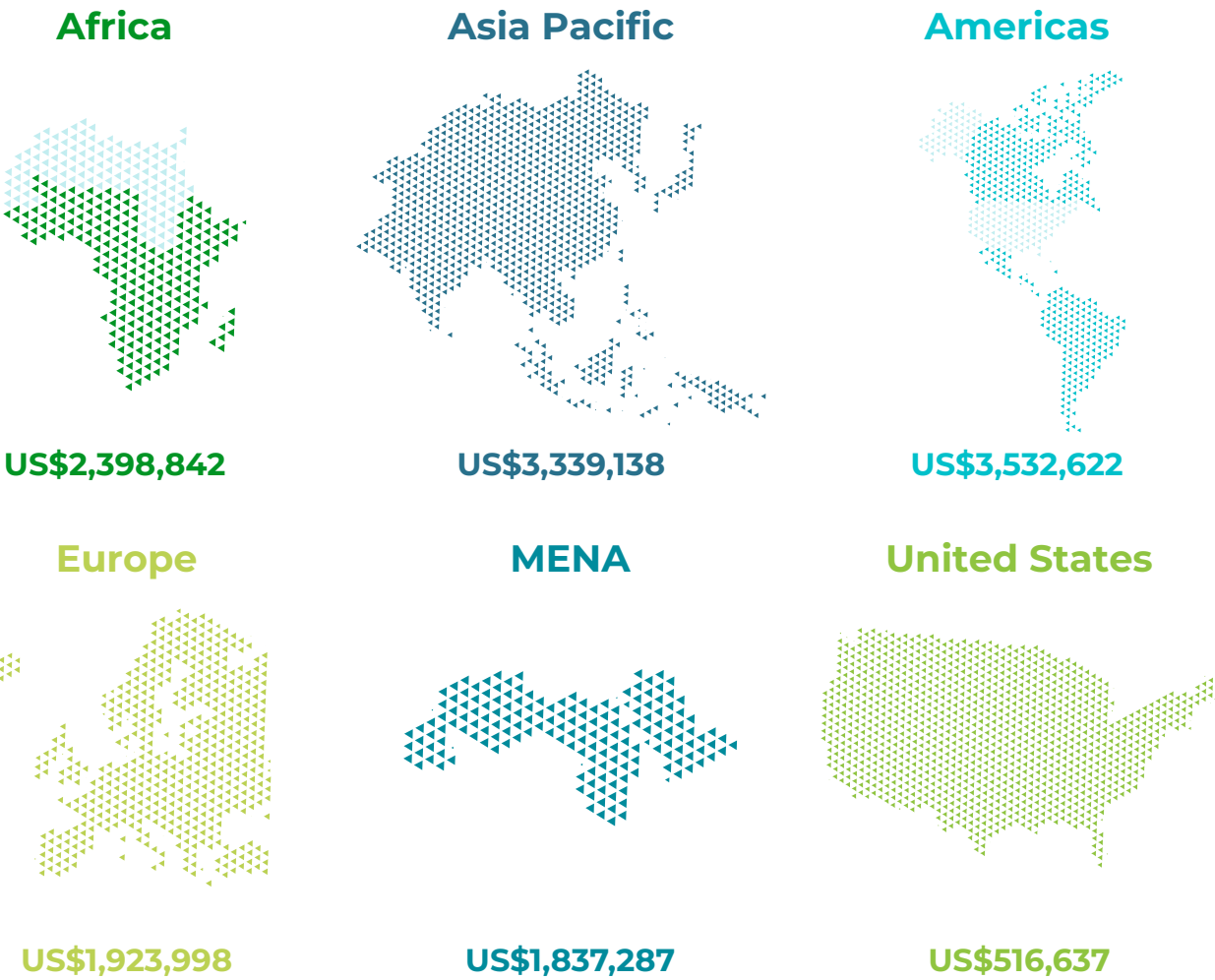
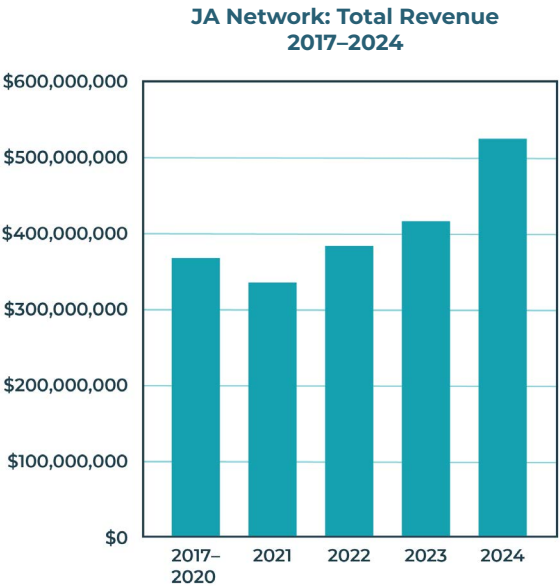
Junior Achievement USA Regional Student Data, continued

ALPHABETICALLY LISTED	STUDENT EXPERIENCES	CONTACT HOURS	VOLUNTEERS	SCHOOLS
St. Louis, MO	173,053	1,109,065	5,378	756
St. Paul, MN	114,683	879,056	7,426	547
Tampa Bay, FL	46,796	1,693,421	5,488	331
Toledo, OH	5,599	26,661	70	78
Utah	114,802	828,211	9,841	408
Warren, OH	14,809	91,273	226	60
Washington	47,132	398,055	2,674	326
Washington, DC	44,633	1,167,802	4,631	148
West Palm Beach, FL	167,666	401,461	1,036	135
Wisconsin	123,249	898,568	5,893	770
York, PA	109,543	637,331	2,600	332
Total	4,441,554	33,481,571	174,718	17,575

JA Worldwide Pass-Through Funding

JA raises funding at all levels of the network: globally, regionally, nationally, and locally. In aggregate, the JA network generated cumulative revenue of over \$1.25 billion over the FY2022–FY2024 period, with \$512 million in FY2024 alone. The total cumulative revenue has increased substantially over the last few years, as shown in the chart below. Given that data metrics are reported by member locations and ROCs using different school-year and fiscal-year timeframes, and then aggregated globally, it is most accurate to use this data for multi-year trends. For example, some JA members have fiscal years ending in June, while others do not. Some JA members collect data from sub-national offices which creates a delay on data aggregation. Since the methodology of data collection is consistent year-over-year (same fiscal years, same delays for aggregation), the trend data is quite useful for analysis.

JA Worldwide manages relationships with donors—including global corporations, foundations, aid agencies, and individual donors—which provide funding for the headquarters organization and pass-through funding for the JA network. Over the FY2022–FY2024 period, JA Worldwide provided pass-through funding of over \$47 million to the JA network, including \$12.8 million in FY2024. The following regions received pass-through funding from JA Worldwide in FY2024. These numbers do not include funding from relationships that are managed by JA Worldwide but are provided directly by funders to the regional, national, and local JA entities.



Contact JA Worldwide

Asheesh Advani
President and CEO
asheesh.advani@jaworldwide.org

Adnan Bokhari
Chief Financial Officer
adnan.bokhari@jaworldwide.org

Caroline Jenner
Chief Operating Officer
caroline.jenner@jaworldwide.org

Leo Martellotto
Chief Development Officer
leo@jaworldwide.org

Erin Sawyer
Chief People Development Officer
erin.sawyer@jaworldwide.org

Tere Stouffer
Chief Marketing Officer
tere.stouffer@jaworldwide.org

131 Dartmouth St, 3rd Floor
Boston, MA 02116
United States

+1 617 315 8563
contact@jaworldwide.org
jaworldwide.org

JA Africa

Simi Nwogugu
CEO

Tel: +233 200 073 574
simi.nwogugu@ja-africa.org
ja-africa.org

JA Americas

Noël Zemborain
President

Tel: +54 911 3782 8307
noel@jaamericas.org
jaamericas.org

JA Asia Pacific

Maziar Sabet
President and CEO

Tel: +852 5316 2146
maziar.sabet@jaasiapacific.org
jaasiapacific.org

JA Europe

Salvatore Nigro
CEO

Tel: +32 2 735 9720
info@jaeurope.org
jaeurope.org

INJAZ Al-Arab JA MENA

Akef Aqrabawi
President and CEO

Tel: +962 6 568 1147
akef@injaz-arabia.org
injazalarab.org

Junior Achievement USA

Jack Harris
CEO

Tel: +1 404 234 3318
jack.harris@ja.org
jausa.ja.org



131 Dartmouth Street, 3rd Floor
Boston, MA 02116
United States

+1 617 315 8563
contact@jaworldwide.org
jaworldwide.org